



Control Panel on board

The gen-set control panel was designed to include, in one single panel, the switches, control devices and the protection devices. The components are the following :

- Electronic device for automatic shutdown of engine in case of high water temperature, low oil pressure, high alternator temperature.
- Hour-meter.
- Start-stop key.
- Circuit breaker and earth default device for protection against overload or short circuit.
- Connection socket for automatic control panel.
- Voltmeter

Engine

- Easy access for feeding system and lubrication's maintenance.
- Safety shutdown in case of low oil pressure.
- Safety shutdown in case of high water temperature.
- Oil and fuel filters of easy access.
- Water cooled engine.

Alternator

- Synchronous, 4 poles, brushless self-excited, electronic voltage regulator (AVR).
- Rotor and stator epoxy resin coated against external agents.
- Rotor dynamically balanced.
- Insulation class H.

Soundproof cabin

A new project engineering design with a structure of painted steel panels with high resistance to external agents.

Easy access to the inner cabin in case of maintenance services.

	9.5 DM	11.5 DT
--	--------	---------

ENGINE

Model	Yanmar 3TNV82A	
Type	Diesel 4 stroke	
Cylinders (nr.)	3	
Displacement (cc.)	1330	
Power (hp)	15,4	
RPM	1500	
Combustion system	Direct injection	
Speed governor	Centrifugal, mechanical	
Lubrication system	Forced	
Oil sump capacity with filter (l)	5,2	
Engine stop system	Stop solenoid	
Fuel pump	Electric	
Fuel pump discharge (cm)	70	
Fuel consumption (l/h)	3,2	
Starting battery (Ah-V)	70 - 12	
Battery charger (Ah-V)	40 - 12	
Starting motor (kW-V)	1,2 - 12	

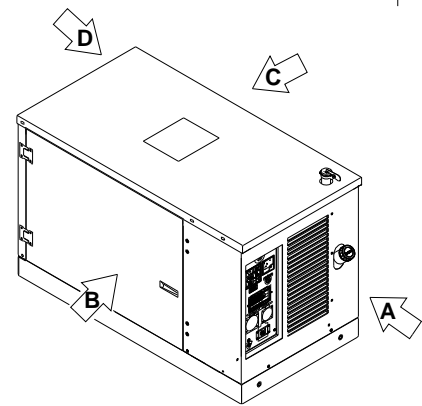
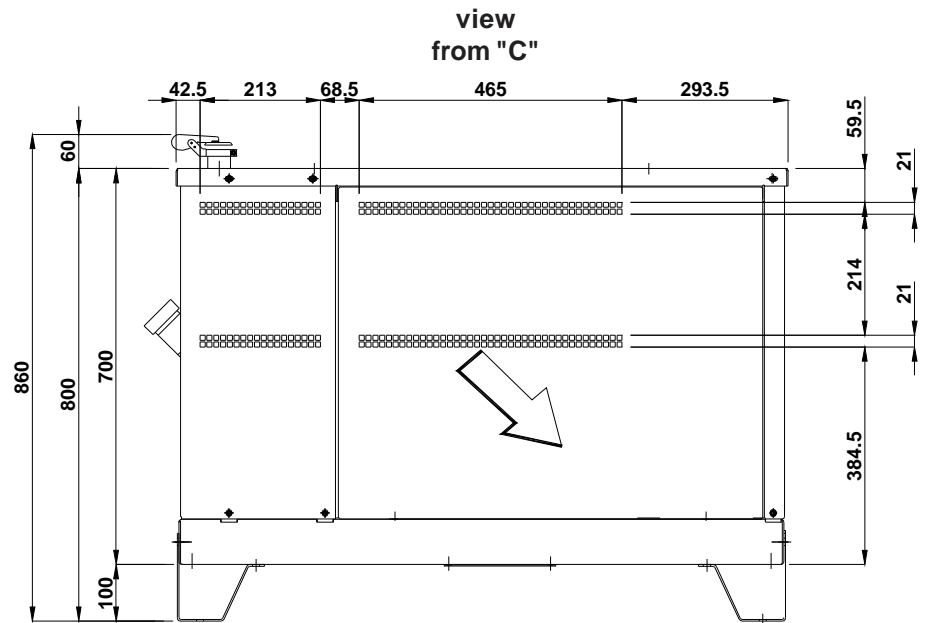
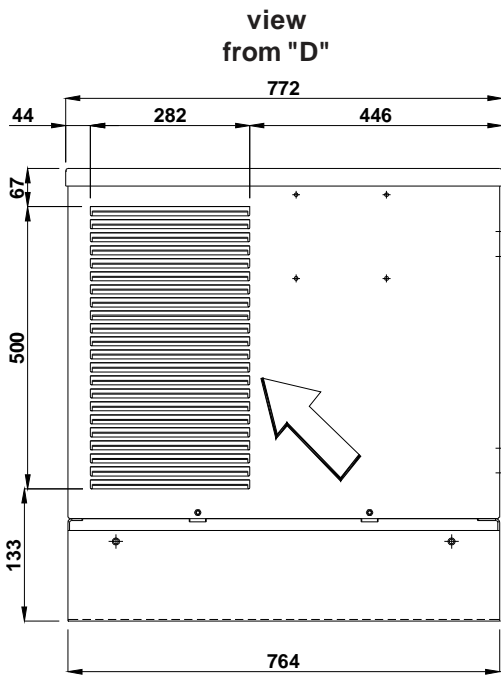
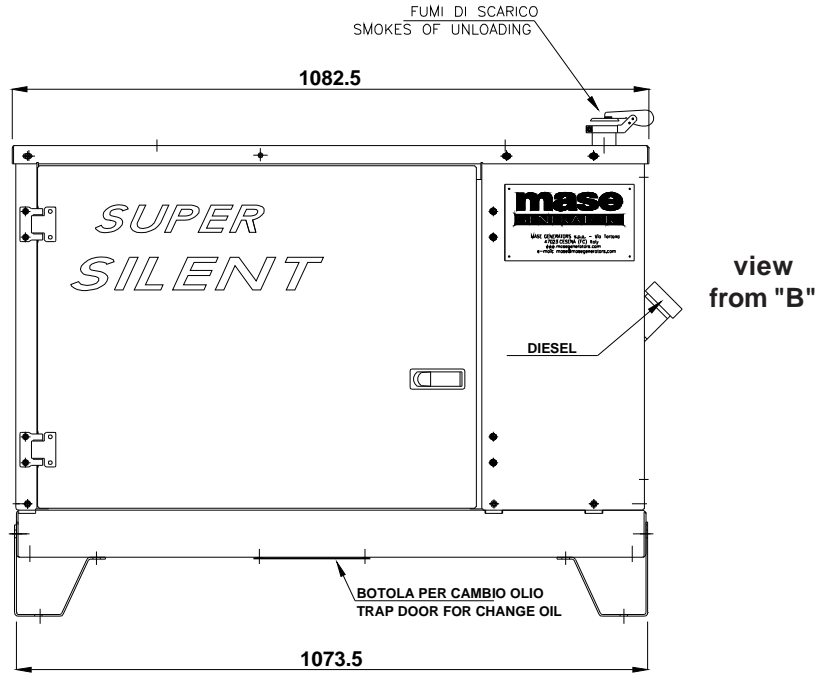
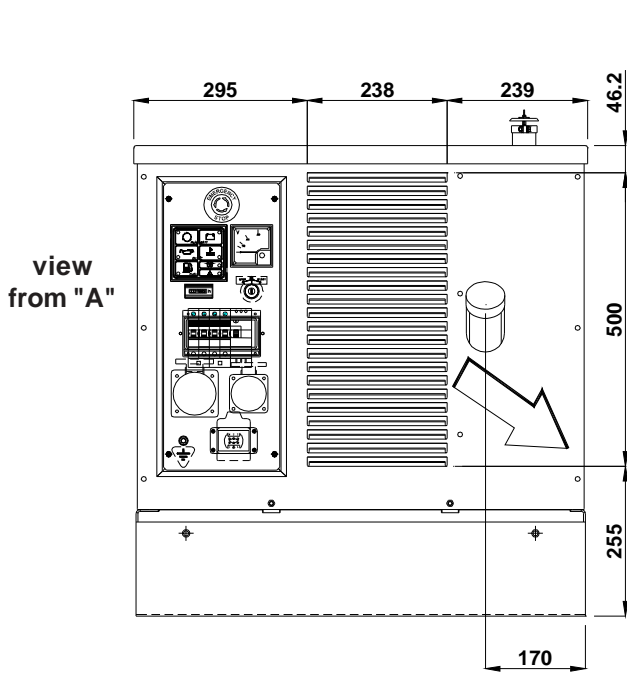
ALTERNATOR

Type	Synchronous, 4-poles, brush less self-excited	
Regulator	Electronic	
Cooling	Air	
Voltage (V)	230	400-230
Frequency (Hz)	50	
Insulating class	H	
Voltage stability	±2%	
Frequency stability	±5%	

Max. power (kVA)	9 kW	11,2 kVA
Continuous power (kW)	8,2 kW	10,2 kVA
Power factor (cos ø)	1	0,8

Dimension (L x W x H) (mm)	1150 x 775 x 800	
Weight (kg)	400	
Noise level (dBA a 7mt)	63	

SILENT 9.5 DM - 11.5DT



Distributore:

This drawing is only a reference and is not indicatly for the installation. For more information, you may contact your local dealer or **mase** generators S.p.A..

mase generators S.p.A. reserves the right to change the design or specifications without notice and without any obligations or liability whatsoever. For more information, you may contact your local **mase** dealer.