

MPL "S" series

MPL 350S

Max. power 350 kVA



MPL 350S

a.c. output	400 V	stand-by ⁽¹⁾	350 kVA
50 Hz. 3~ph		prime ⁽²⁾	315 kVA
power factor			

fuel	Diesel
starting	Electric

alternator	Synchronous
voltage regulator	Electronic
voltage stability	2%
frequency stability	2%

engine		Deutz
type		BF6M 1015 C G2
intake		Turbo/intercooler
cooling		Water
displacement	c.c. - cu.in	11906 - 726
cylinders		6
prime power	HP - kW	409 - 300
RPM		1500

tank capacity	L - gal	450 - 113
3/4 load operating hours	h	9,5

sound power level	LwA	97
acoustic pressure at 7 mt.	dB(A)	72

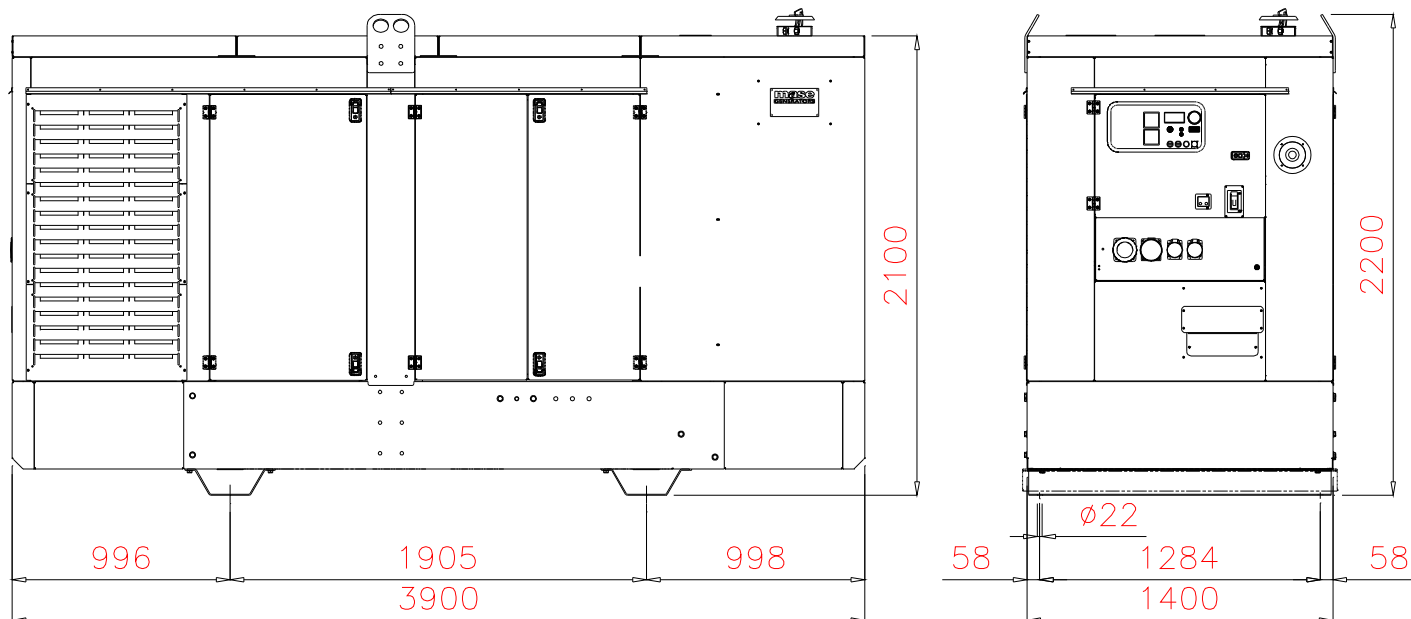
grade of protection	IP23
---------------------	------

DIMENSIONS	L	3900 - 153,5	mm - in.
	W	1400 - 55	mm - in.
	H	2100 - 82,7	mm - in.
WEIGHT		3900 - 5600	kg - lbs

⁽¹⁾ **Stand-by power:**
power available for emergency

⁽²⁾ **Prime power:** maximum power
available at variable loads for an
unlimited amounts of hours

MPL 350S



*This drawing is only a reference and is not indicated for the installation. For more information, you may contact your local dealer or **mase** generators S.p.A..*

***mase** generators S.p.A. reserves the right to change the design or specifications without notice and without any obligations or liability whatsoever. For more information, you may contact your local **mase** dealer.*

CONTROL PANELS

Standard manual control panel

- Control panel
- Power cubicle with door



- Emergency stop push-button

- Power cables - terminal board
- Cover for power cables - terminal board

CONTROL PANEL


- Start/stop key
- Operation and Alarms
- Ammeter
- Voltmeter
- Hourmeter
- Fuel level gauge



POWER CUBICLE

- Circuit breaker
- Power cables - terminal board
- Connection for remote starting panel

OPTIONAL: Sockets panel



OPTIONAL : Earth fault device



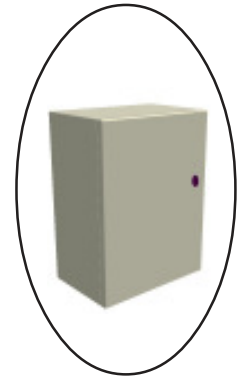
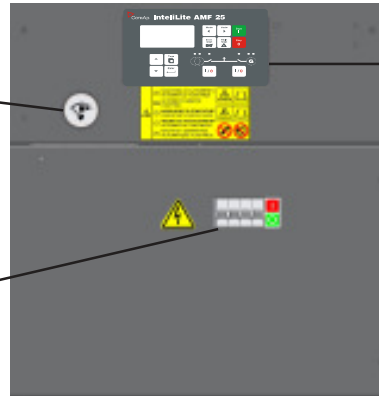
- Circuit breaker / differential protection for sockets
- No. 1 EEC socket 63 Amps. 400 V
- No. 1 EEC socket 32 Amps. 400 V
- No. 2 EEC socket 16 Amps. 230 V

OPTIONAL: Automatic starting

Automatic Transfer Switch in a separate box

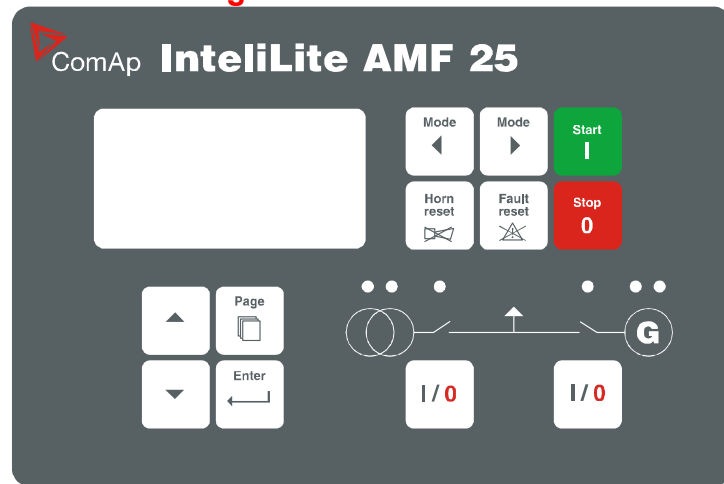
- Fuel level gauge

- Circuit breaker



Digital Genset Control

- Automatic test
- n° 20 alarms
- n° 9 genset parameters
- n° 30 programming keys
- n° 4 operating mode



OPTIONAL :

Remote control panel with 50 mt. cable

Water heater

Automatic top-up device for on-board tank with retention bund

*This drawing is only a reference and is not indicated for the installation. For more information, you may contact your local dealer or **mase** generators S.p.A..*

***mase** generators S.p.A. reserves the right to change the design or specifications without notice and without any obligations or liability whatsoever. For more information, you may contact your local **mase** dealer.*